

## SESIR Incident Summaries

| GULF  | 2002 - 2003 |                 | 2003 - 2004 |                 | 2004 - 2005 |                 |
|---|-------------|-----------------|-------------|-----------------|-------------|-----------------|
| <b>Time of Incidents</b>  |             |                 |             |                 |             |                 |
|   | %           | <i>Raw Data</i> | %           | <i>Raw Data</i> | %           | <i>Raw Data</i> |
| During School Hours   | 92.96       | 66              | 91.89       | 68              | 95.83       | 69              |
| Not During School Hours   | 7.04        | 5               | 6.76        | 5               | 2.78        | 2               |
| Unknown   | 0.00        | 0               | 1.35        | 1               | 1.39        | 1               |
| Total Number of Incidents   |             | 71              |             | 74              |             | 72              |
| <b>Persons Involved</b>   |             |                 |             |                 |             |                 |
|   | %           | <i>Raw Data</i> | %           | <i>Raw Data</i> | %           | <i>Raw Data</i> |
| Students  | 100.00      | 71              | 100.00      | 74              | 100.00      | 72              |
| Non-Students  | 0.00        | 0               | 0.00        | 0               | 0.00        | 0               |
| Both Students and Non-Students                                    | 0.00        | 0               | 0.00        | 0               | 0.00        | 0               |
| Unknown   | 0.00        | 0               | 0.00        | 0               | 0.00        | 0               |
| Total Number of Incidents   |             | 71              |             | 74              |             | 72              |
| <b>Location of Incidents</b>                                      |             |                 |             |                 |             |                 |
|   | %           | <i>Raw Data</i> | %           | <i>Raw Data</i> | %           | <i>Raw Data</i> |
| School Grounds  | 87.32       | 62              | 86.49       | 64              | 93.06       | 67              |
| School Sponsored Activity   | 2.82        | 2               | 5.41        | 4               | 1.39        | 1               |
| School Sponsored Transportation                                   | 9.86        | 7               | 8.11        | 6               | 5.56        | 4               |
| Total Number of Incidents   |             | 71              |             | 74              |             | 72              |
| <b>Number of Schools Reporting No SESIR Incidents<sup>1</sup></b> |             |                 |             |                 |             |                 |
|   | %           | <i>Raw Data</i> | %           | <i>Raw Data</i> | %           | <i>Raw Data</i> |
| Elementary <sup>2</sup>   | 100.00      | 2               | 50.00       | 1               | 50.00       | 1               |
| Middle <sup>3</sup>   | 0.00        | 0               | 0.00        | 0               | 0.00        | 0               |
| High <sup>4</sup>   | 0.00        | 0               | 0.00        | 0               | 0.00        | 0               |
| Combination <sup>5</sup>  | 0.00        | 0               | 0.00        | 0               | 0.00        | 0               |
| Charter   | 0.00        | 0               | 0.00        | 0               | 0.00        | 0               |
| Total Number of Schools   |             | 2               |             | 1               |             | 1               |

1 Some schools may have had no SESIR incidents occur.  
 2 Elementary includes Kindergarten through Grade Five.  
 3 Middle includes Grades Six through Eight.  
 4 High includes Grades Nine through Twelve.  
 5 Combination includes schools combining elementary, middle, or high groupings or overlap grade levels, e.g., K-6, 6-12, or K-12.

Please note that SESIR incidents are reported by schools by incident, not by individual student.

Florida Department of Education  
 Division of K-12 Public Schools and Student Achievement  
 Bureau of Student Assistance

## SESIR Totals

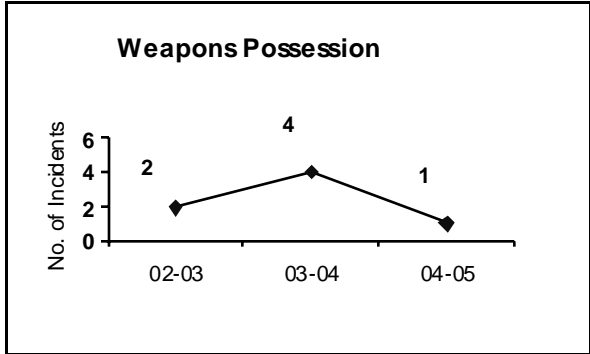
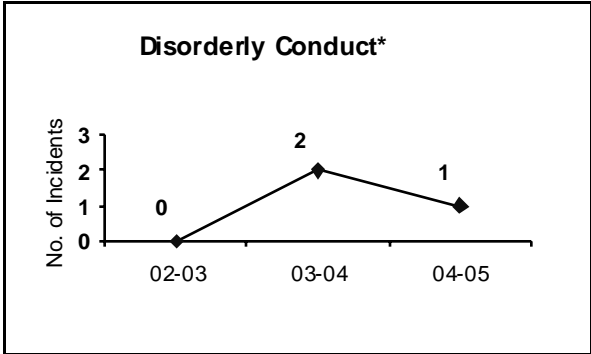
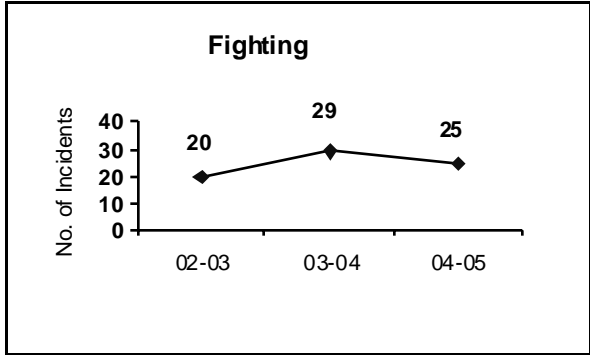
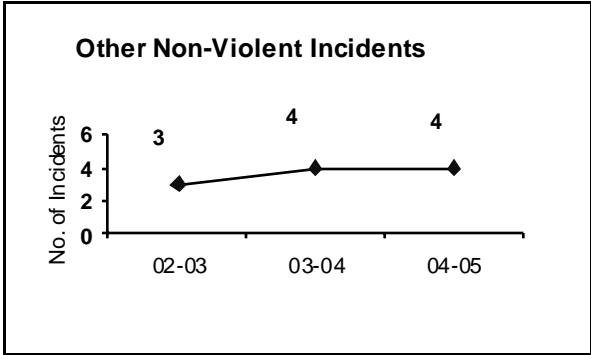
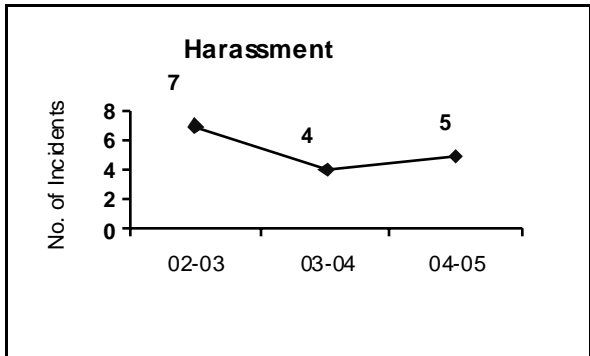
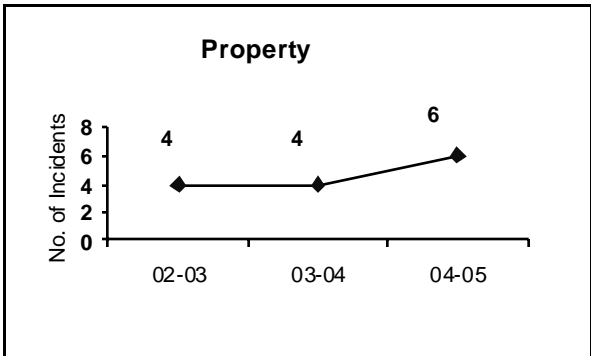
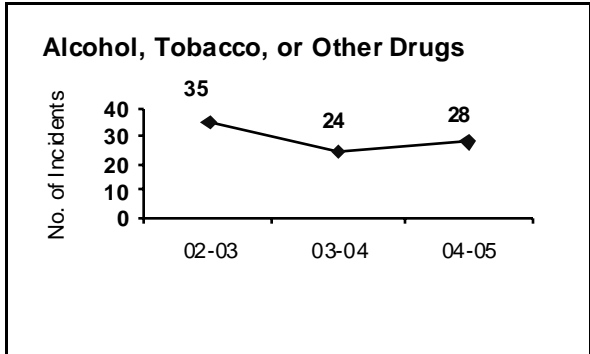
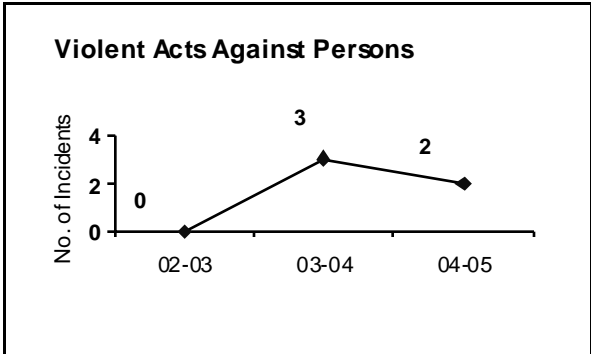
| GULF                                    | 2002 - 2003      |                 | 2003 - 2004      |                 | 2004 - 2005      |                 |
|---|------------------|-----------------|------------------|-----------------|------------------|-----------------|
| <b>Student Population:</b>              | 2,428            |                 | 2,436            |                 | 2,414            |                 |
|   | <i>Per 1,000</i> | <i>Raw Data</i> | <i>Per 1,000</i> | <i>Raw Data</i> | <i>Per 1,000</i> | <i>Raw Data</i> |
| <b>Violent Acts Against Persons</b>     | <b>0.00</b>      | 0               | <b>1.23</b>      | 3               | <b>0.83</b>      | 2               |
| Homicide                                | 0.00             | 0               | 0.00             | 0               | 0.00             | 0               |
| Sexual Battery                          | 0.00             | 0               | 0.00             | 0               | 0.00             | 0               |
| Robbery                                 | 0.00             | 0               | 0.00             | 0               | 0.00             | 0               |
| Battery                                 | 0.00             | 0               | 1.23             | 3               | 0.83             | 2               |
| Kidnapping                              | 0.00             | 0               | 0.00             | 0               | 0.00             | 0               |
| <b>Alcohol, Tobacco, or Other Drugs</b> | <b>14.42</b>     | 35              | <b>9.85</b>      | 24              | <b>11.60</b>     | 28              |
| Drugs                                   | 2.47             | 6               | 4.11             | 10              | 5.39             | 13              |
| Alcohol                                 | 2.06             | 5               | 0.00             | 0               | 0.00             | 0               |
| Tobacco                                 | 9.88             | 24              | 5.75             | 14              | 6.21             | 15              |
| <b>Property</b>                         | <b>1.65</b>      | 4               | <b>1.64</b>      | 4               | <b>2.49</b>      | 6               |
| Breaking/Entering                       | 0.00             | 0               | 0.00             | 0               | 0.83             | 2               |
| Larceny/Theft                           | 1.24             | 3               | 1.64             | 4               | 1.66             | 4               |
| Motor Vehicle Theft                     | 0.00             | 0               | 0.00             | 0               | 0.00             | 0               |
| Arson                                   | 0.00             | 0               | 0.00             | 0               | 0.00             | 0               |
| Vandalism                               | 0.41             | 1               | 0.00             | 0               | 0.00             | 0               |
| <b>Harassment</b>                       | <b>2.88</b>      | 7               | <b>1.64</b>      | 4               | <b>2.07</b>      | 5               |
| Threat/Intimidation                     | 2.06             | 5               | 1.23             | 3               | 1.66             | 4               |
| Sexual Harassment                       | 0.82             | 2               | 0.41             | 1               | 0.41             | 1               |
| <b>Other Non-Violent Incidents</b>      | <b>1.24</b>      | 3               | <b>1.64</b>      | 4               | <b>1.66</b>      | 4               |
| Sexual Offense                          | 0.00             | 0               | 0.82             | 2               | 0.83             | 2               |
| Trespassing                             | 0.00             | 0               | 0.00             | 0               | 0.00             | 0               |
| Other Major                             | 1.24             | 3               | 0.82             | 2               | 0.83             | 2               |
| <b>Fighting</b>                         | <b>8.24</b>      | 20              | <b>11.90</b>     | 29              | <b>10.36</b>     | 25              |
| <b>Disorderly Conduct *</b>             | <b>0.00</b>      | 0               | <b>0.82</b>      | 2               | <b>0.41</b>      | 1               |
| <b>Weapons Possession</b>               | <b>0.82</b>      | 2               | <b>1.64</b>      | 4               | <b>0.41</b>      | 1               |
| <b>TOTAL</b>                            | <b>29.24</b>     | 71              | <b>30.38</b>     | 74              | <b>29.83</b>     | 72              |

Note: SESIR data for 2002-2003 as of December 2003, for 2003-2004 as of November 2004, and for 2004-2005 as of October 2005. Population data from survey 5 for 2002-2003 as of December 2003, for 2003-2004 as of November 2004, and for 2004-2005 as of October 2005.

\* Any substantial decrease may be due to clarification of types of actions that should be reported in this category. Schools had been reporting minor disorderly conduct in classrooms when they should have been reporting serious campus disruptions such as bomb threats.

# SESIR Totals: Trends By Categories

**GULF**



Please note graph trends should not be compared because each graph reflects a different Y-Axis scale.  
 Number of suspension or expulsion actions. The number is often larger than the number of students because it includes students who receive multiple suspensions or expulsions.

Florida Department of Education  
Division of K-12 Public Schools and Student Achievement  
Bureau of Student Assistance

## Discipline Data

**2002 - 2003**

| GULF                             | Total<br>#<br>Students | In-School<br>Suspensions  |                                    |                | Out-of-School<br>Suspensions |                                    |                | Expulsions                |                                   |                |
|----------------------------------|------------------------|---------------------------|------------------------------------|----------------|------------------------------|------------------------------------|----------------|---------------------------|-----------------------------------|----------------|
|                                  |                        | #<br>Actions <sup>1</sup> | Students<br>Suspended <sup>2</sup> | % <sup>3</sup> | #<br>Actions <sup>1</sup>    | Students<br>Suspended <sup>2</sup> | % <sup>3</sup> | #<br>Actions <sup>1</sup> | Students<br>Expelled <sup>2</sup> | % <sup>3</sup> |
| <b>ELEMENTARY</b>                | 1,033                  | 135                       | 66                                 | 6.39           | 68                           | 43                                 | 4.16           | 0                         | 0                                 | 0.00           |
| <b>GENDER</b>                    |                        |                           |                                    |                |                              |                                    |                |                           |                                   |                |
| Female                           | 499                    | 25                        | 14                                 | 2.81           | 12                           | 8                                  | 1.60           | 0                         | 0                                 | 0.00           |
| Male                             | 534                    | 110                       | 52                                 | 9.74           | 56                           | 35                                 | 6.55           | 0                         | 0                                 | 0.00           |
| <b>RACE</b>                      |                        |                           |                                    |                |                              |                                    |                |                           |                                   |                |
| Asian                            | 2                      | 0                         | 0                                  | 0.00           | 0                            | 0                                  | 0.00           | 0                         | 0                                 | 0.00           |
| Black                            | 156                    | 70                        | 29                                 | 18.59          | 27                           | 16                                 | 10.26          | 0                         | 0                                 | 0.00           |
| Hispanic                         | 7                      | 0                         | 0                                  | 0.00           | 0                            | 0                                  | 0.00           | 0                         | 0                                 | 0.00           |
| Indian                           | 2                      | 0                         | 0                                  | 0.00           | 0                            | 0                                  | 0.00           | 0                         | 0                                 | 0.00           |
| Multiracial                      | 11                     | 0                         | 0                                  | 0.00           | 0                            | 0                                  | 0.00           | 0                         | 0                                 | 0.00           |
| White                            | 855                    | 65                        | 37                                 | 4.33           | 41                           | 27                                 | 3.16           | 0                         | 0                                 | 0.00           |
| <b>MIDDLE</b>                    | 661                    | 633                       | 248                                | 37.52          | 259                          | 104                                | 15.73          | 1                         | 1                                 | 0.15           |
| <b>GENDER</b>                    |                        |                           |                                    |                |                              |                                    |                |                           |                                   |                |
| Female                           | 306                    | 210                       | 76                                 | 24.84          | 58                           | 31                                 | 10.13          | 0                         | 0                                 | 0.00           |
| Male                             | 355                    | 423                       | 172                                | 48.45          | 201                          | 73                                 | 20.56          | 1                         | 1                                 | 0.28           |
| <b>RACE</b>                      |                        |                           |                                    |                |                              |                                    |                |                           |                                   |                |
| Asian                            | 4                      | 9                         | 3                                  | 75.00          | 0                            | 0                                  | 0.00           | 0                         | 0                                 | 0.00           |
| Black                            | 117                    | 185                       | 71                                 | 60.68          | 95                           | 32                                 | 27.35          | 1                         | 1                                 | 0.85           |
| Hispanic                         | 4                      | 8                         | 3                                  | 75.00          | 1                            | 1                                  | 25.00          | 0                         | 0                                 | 0.00           |
| Indian                           | 2                      | 1                         | 1                                  | 50.00          | 0                            | 0                                  | 0.00           | 0                         | 0                                 | 0.00           |
| Multiracial                      | 2                      | 0                         | 0                                  | 0.00           | 0                            | 0                                  | 0.00           | 0                         | 0                                 | 0.00           |
| White                            | 532                    | 430                       | 170                                | 31.95          | 163                          | 71                                 | 13.35          | 0                         | 0                                 | 0.00           |
| <b>HIGH</b>                      | 734                    | 451                       | 213                                | 29.02          | 171                          | 98                                 | 13.35          | 0                         | 0                                 | 0.00           |
| <b>GENDER</b>                    |                        |                           |                                    |                |                              |                                    |                |                           |                                   |                |
| Female                           | 370                    | 220                       | 98                                 | 26.49          | 64                           | 41                                 | 11.08          | 0                         | 0                                 | 0.00           |
| Male                             | 364                    | 231                       | 115                                | 31.59          | 107                          | 57                                 | 15.66          | 0                         | 0                                 | 0.00           |
| <b>RACE</b>                      |                        |                           |                                    |                |                              |                                    |                |                           |                                   |                |
| Asian                            | 6                      | 8                         | 4                                  | 66.67          | 1                            | 1                                  | 16.67          | 0                         | 0                                 | 0.00           |
| Black                            | 121                    | 122                       | 49                                 | 40.50          | 31                           | 17                                 | 14.05          | 0                         | 0                                 | 0.00           |
| Hispanic                         | 5                      | 4                         | 1                                  | 20.00          | 3                            | 1                                  | 20.00          | 0                         | 0                                 | 0.00           |
| Indian                           | 0                      | 0                         | 0                                  | 0.00           | 0                            | 0                                  | 0.00           | 0                         | 0                                 | 0.00           |
| Multiracial                      | 0                      | 0                         | 0                                  | 0.00           | 0                            | 0                                  | 0.00           | 0                         | 0                                 | 0.00           |
| White                            | 602                    | 317                       | 159                                | 26.41          | 136                          | 79                                 | 13.12          | 0                         | 0                                 | 0.00           |
| <b>TOTALS</b>                    | 2,428                  | 1,219                     | 527                                | 21.71          | 498                          | 245                                | 10.09          | 1                         | 1                                 | 0.04           |
| <b>NOT REPORTED</b> <sup>4</sup> |                        | 0                         | 0                                  |                | 0                            | 0                                  |                | 0                         | 0                                 |                |

1 Number of suspension or expulsion actions. The number is often larger than the number of students because it includes students who receive multiple suspensions or expulsions.

2 Number of individual students who have been suspended or expelled one or more times.

3 Percent of students suspended or expelled of the total category population.

4 Number of students involved in a disciplinary action who were reported by the district without grade-level, gender, or race information.

Florida Department of Education  
 Division of K-12 Public Schools and Student Achievement  
 Bureau of Student Assistance

# Discipline Data

**2003 - 2004**

| GULF                             | Total<br>#<br>Students | In-School<br>Suspensions  |                                    |                | Out-of-School<br>Suspensions |                                    |                | Expulsions                |                                   |                |
|----------------------------------|------------------------|---------------------------|------------------------------------|----------------|------------------------------|------------------------------------|----------------|---------------------------|-----------------------------------|----------------|
|                                  |                        | #<br>Actions <sup>1</sup> | Students<br>Suspended <sup>2</sup> | % <sup>3</sup> | #<br>Actions <sup>1</sup>    | Students<br>Suspended <sup>2</sup> | % <sup>3</sup> | #<br>Actions <sup>1</sup> | Students<br>Expelled <sup>2</sup> | % <sup>3</sup> |
| <b>ELEMENTARY</b>                | 1,055                  | 121                       | 79                                 | 7.49           | 104                          | 57                                 | 5.40           | 0                         | 0                                 | 0.00           |
| <b>GENDER</b>                    |                        |                           |                                    |                |                              |                                    |                |                           |                                   |                |
| Female                           | 509                    | 54                        | 35                                 | 6.88           | 27                           | 12                                 | 2.36           | 0                         | 0                                 | 0.00           |
| Male                             | 546                    | 67                        | 44                                 | 8.06           | 77                           | 45                                 | 8.24           | 0                         | 0                                 | 0.00           |
| <b>RACE</b>                      |                        |                           |                                    |                |                              |                                    |                |                           |                                   |                |
| Asian                            | 1                      | 0                         | 0                                  | 0.00           | 0                            | 0                                  | 0.00           | 0                         | 0                                 | 0.00           |
| Black                            | 170                    | 42                        | 26                                 | 15.29          | 24                           | 14                                 | 8.24           | 0                         | 0                                 | 0.00           |
| Hispanic                         | 9                      | 4                         | 2                                  | 22.22          | 0                            | 0                                  | 0.00           | 0                         | 0                                 | 0.00           |
| Indian                           | 1                      | 0                         | 0                                  | 0.00           | 0                            | 0                                  | 0.00           | 0                         | 0                                 | 0.00           |
| Multiracial                      | 12                     | 1                         | 1                                  | 8.33           | 0                            | 0                                  | 0.00           | 0                         | 0                                 | 0.00           |
| White                            | 862                    | 74                        | 50                                 | 5.80           | 80                           | 43                                 | 4.99           | 0                         | 0                                 | 0.00           |
| <b>MIDDLE</b>                    | 647                    | 593                       | 198                                | 30.60          | 230                          | 99                                 | 15.30          | 0                         | 0                                 | 0.00           |
| <b>GENDER</b>                    |                        |                           |                                    |                |                              |                                    |                |                           |                                   |                |
| Female                           | 322                    | 168                       | 64                                 | 19.88          | 56                           | 33                                 | 10.25          | 0                         | 0                                 | 0.00           |
| Male                             | 325                    | 425                       | 134                                | 41.23          | 174                          | 66                                 | 20.31          | 0                         | 0                                 | 0.00           |
| <b>RACE</b>                      |                        |                           |                                    |                |                              |                                    |                |                           |                                   |                |
| Asian                            | 3                      | 1                         | 1                                  | 33.33          | 0                            | 0                                  | 0.00           | 0                         | 0                                 | 0.00           |
| Black                            | 118                    | 162                       | 58                                 | 49.15          | 56                           | 31                                 | 26.27          | 0                         | 0                                 | 0.00           |
| Hispanic                         | 2                      | 5                         | 2                                  | 100.00         | 0                            | 0                                  | 0.00           | 0                         | 0                                 | 0.00           |
| Indian                           | 2                      | 4                         | 1                                  | 50.00          | 1                            | 1                                  | 50.00          | 0                         | 0                                 | 0.00           |
| Multiracial                      | 5                      | 2                         | 2                                  | 40.00          | 0                            | 0                                  | 0.00           | 0                         | 0                                 | 0.00           |
| White                            | 517                    | 419                       | 134                                | 25.92          | 173                          | 67                                 | 12.96          | 0                         | 0                                 | 0.00           |
| <b>HIGH</b>                      | 734                    | 520                       | 206                                | 28.07          | 127                          | 76                                 | 10.35          | 0                         | 0                                 | 0.00           |
| <b>GENDER</b>                    |                        |                           |                                    |                |                              |                                    |                |                           |                                   |                |
| Female                           | 335                    | 190                       | 70                                 | 20.90          | 40                           | 24                                 | 7.16           | 0                         | 0                                 | 0.00           |
| Male                             | 399                    | 330                       | 136                                | 34.09          | 87                           | 52                                 | 13.03          | 0                         | 0                                 | 0.00           |
| <b>RACE</b>                      |                        |                           |                                    |                |                              |                                    |                |                           |                                   |                |
| Asian                            | 5                      | 8                         | 2                                  | 40.00          | 1                            | 1                                  | 20.00          | 0                         | 0                                 | 0.00           |
| Black                            | 126                    | 134                       | 49                                 | 38.89          | 36                           | 25                                 | 19.84          | 0                         | 0                                 | 0.00           |
| Hispanic                         | 2                      | 0                         | 0                                  | 0.00           | 1                            | 1                                  | 50.00          | 0                         | 0                                 | 0.00           |
| Indian                           | 1                      | 0                         | 0                                  | 0.00           | 0                            | 0                                  | 0.00           | 0                         | 0                                 | 0.00           |
| Multiracial                      | 0                      | 0                         | 0                                  | 0.00           | 0                            | 0                                  | 0.00           | 0                         | 0                                 | 0.00           |
| White                            | 600                    | 378                       | 155                                | 25.83          | 89                           | 49                                 | 8.17           | 0                         | 0                                 | 0.00           |
| <b>TOTALS</b>                    | 2,436                  | 1,234                     | 483                                | 19.83          | 461                          | 232                                | 9.52           | 0                         | 0                                 | 0.00           |
| <b>NOT REPORTED</b> <sup>4</sup> |                        | 0                         | 0                                  |                | 0                            | 0                                  |                | 0                         | 0                                 |                |

1 Number of suspension or expulsion actions. The number is often larger than the number of students because it includes students who receive multiple suspensions or expulsions.

2 Number of individual students who have been suspended or expelled one or more times.

3 Percent of students suspended or expelled of the total category population.

4 Number of students involved in a disciplinary action who were reported by the district without grade-level, gender, or race information.

Florida Department of Education  
 Division of K-12 Public Schools and Student Achievement  
 Bureau of Student Assistance

# Discipline Data

**2004 - 2005**

| GULF                             | Total<br>#<br>Students | In-School<br>Suspensions  |                                    |                | Out-of-School<br>Suspensions |                                    |                | Expulsions                |                                   |                |
|----------------------------------|------------------------|---------------------------|------------------------------------|----------------|------------------------------|------------------------------------|----------------|---------------------------|-----------------------------------|----------------|
|                                  |                        | #<br>Actions <sup>1</sup> | Students<br>Suspended <sup>2</sup> | % <sup>3</sup> | #<br>Actions <sup>1</sup>    | Students<br>Suspended <sup>2</sup> | % <sup>3</sup> | #<br>Actions <sup>1</sup> | Students<br>Expelled <sup>2</sup> | % <sup>3</sup> |
| <b>ELEMENTARY</b>                | 1,024                  | 118                       | 81                                 | 7.91           | 108                          | 59                                 | 5.76           | 0                         | 0                                 | 0.00           |
| <b>GENDER</b>                    |                        |                           |                                    |                |                              |                                    |                |                           |                                   |                |
| Female                           | 487                    | 33                        | 22                                 | 4.52           | 21                           | 13                                 | 2.67           | 0                         | 0                                 | 0.00           |
| Male                             | 537                    | 85                        | 59                                 | 10.99          | 87                           | 46                                 | 8.57           | 0                         | 0                                 | 0.00           |
| <b>RACE</b>                      |                        |                           |                                    |                |                              |                                    |                |                           |                                   |                |
| Asian                            | 2                      | 0                         | 0                                  | 0.00           | 0                            | 0                                  | 0.00           | 0                         | 0                                 | 0.00           |
| Black                            | 165                    | 58                        | 40                                 | 24.24          | 45                           | 22                                 | 13.33          | 0                         | 0                                 | 0.00           |
| Hispanic                         | 8                      | 2                         | 1                                  | 12.50          | 3                            | 2                                  | 25.00          | 0                         | 0                                 | 0.00           |
| Indian                           | 3                      | 0                         | 0                                  | 0.00           | 0                            | 0                                  | 0.00           | 0                         | 0                                 | 0.00           |
| Multiracial                      | 14                     | 1                         | 1                                  | 7.14           | 0                            | 0                                  | 0.00           | 0                         | 0                                 | 0.00           |
| White                            | 832                    | 57                        | 39                                 | 4.69           | 60                           | 35                                 | 4.21           | 0                         | 0                                 | 0.00           |
| <b>MIDDLE</b>                    | 640                    | 616                       | 202                                | 31.56          | 269                          | 81                                 | 12.66          | 0                         | 0                                 | 0.00           |
| <b>GENDER</b>                    |                        |                           |                                    |                |                              |                                    |                |                           |                                   |                |
| Female                           | 319                    | 193                       | 67                                 | 21.00          | 65                           | 29                                 | 9.09           | 0                         | 0                                 | 0.00           |
| Male                             | 321                    | 423                       | 135                                | 42.06          | 204                          | 52                                 | 16.20          | 0                         | 0                                 | 0.00           |
| <b>RACE</b>                      |                        |                           |                                    |                |                              |                                    |                |                           |                                   |                |
| Asian                            | 1                      | 1                         | 1                                  | 100.00         | 0                            | 0                                  | 0.00           | 0                         | 0                                 | 0.00           |
| Black                            | 97                     | 184                       | 52                                 | 53.61          | 68                           | 21                                 | 21.65          | 0                         | 0                                 | 0.00           |
| Hispanic                         | 6                      | 6                         | 3                                  | 50.00          | 0                            | 0                                  | 0.00           | 0                         | 0                                 | 0.00           |
| Indian                           | 2                      | 4                         | 1                                  | 50.00          | 1                            | 1                                  | 50.00          | 0                         | 0                                 | 0.00           |
| Multiracial                      | 8                      | 7                         | 3                                  | 37.50          | 0                            | 0                                  | 0.00           | 0                         | 0                                 | 0.00           |
| White                            | 526                    | 414                       | 142                                | 27.00          | 200                          | 59                                 | 11.22          | 0                         | 0                                 | 0.00           |
| <b>HIGH</b>                      | 750                    | 509                       | 222                                | 29.60          | 249                          | 117                                | 15.60          | 0                         | 0                                 | 0.00           |
| <b>GENDER</b>                    |                        |                           |                                    |                |                              |                                    |                |                           |                                   |                |
| Female                           | 368                    | 163                       | 77                                 | 20.92          | 71                           | 37                                 | 10.05          | 0                         | 0                                 | 0.00           |
| Male                             | 382                    | 346                       | 145                                | 37.96          | 178                          | 80                                 | 20.94          | 0                         | 0                                 | 0.00           |
| <b>RACE</b>                      |                        |                           |                                    |                |                              |                                    |                |                           |                                   |                |
| Asian                            | 5                      | 12                        | 3                                  | 60.00          | 10                           | 3                                  | 60.00          | 0                         | 0                                 | 0.00           |
| Black                            | 123                    | 94                        | 41                                 | 33.33          | 72                           | 30                                 | 24.39          | 0                         | 0                                 | 0.00           |
| Hispanic                         | 1                      | 4                         | 1                                  | 100.00         | 2                            | 2                                  | 200.00         | 0                         | 0                                 | 0.00           |
| Indian                           | 0                      | 0                         | 0                                  | 0.00           | 0                            | 0                                  | 0.00           | 0                         | 0                                 | 0.00           |
| Multiracial                      | 2                      | 3                         | 1                                  | 50.00          | 0                            | 0                                  | 0.00           | 0                         | 0                                 | 0.00           |
| White                            | 619                    | 396                       | 176                                | 28.43          | 165                          | 82                                 | 13.25          | 0                         | 0                                 | 0.00           |
| <b>TOTALS</b>                    | 2,414                  | 1,243                     | 505                                | 20.92          | 626                          | 257                                | 10.65          | 0                         | 0                                 | 0.00           |
| <b>NOT REPORTED</b> <sup>4</sup> |                        | 0                         | 0                                  |                | 0                            | 0                                  |                | 0                         | 0                                 |                |

1 Number of suspension or expulsion actions. The number is often larger than the number of students because it includes students who receive multiple suspensions or expulsions.

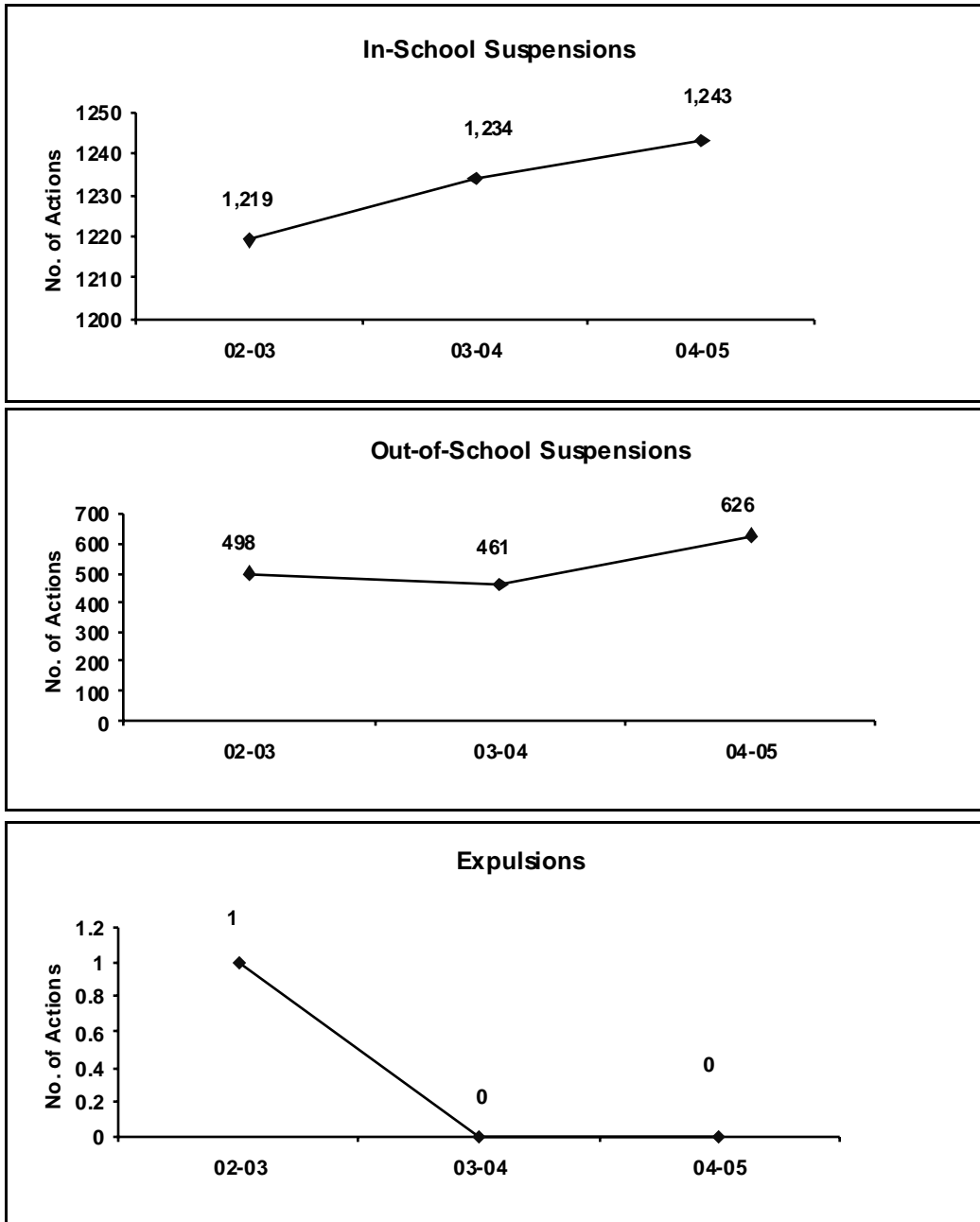
2 Number of individual students who have been suspended or expelled one or more times.

3 Percent of students suspended or expelled of the total category population.

4 Number of students involved in a disciplinary action who were reported by the district without grade-level, gender, or race information.

# Discipline Data: Trends

GULF



Note: Graph trends should not be compared because each graph reflects a different Y-Axis scale.